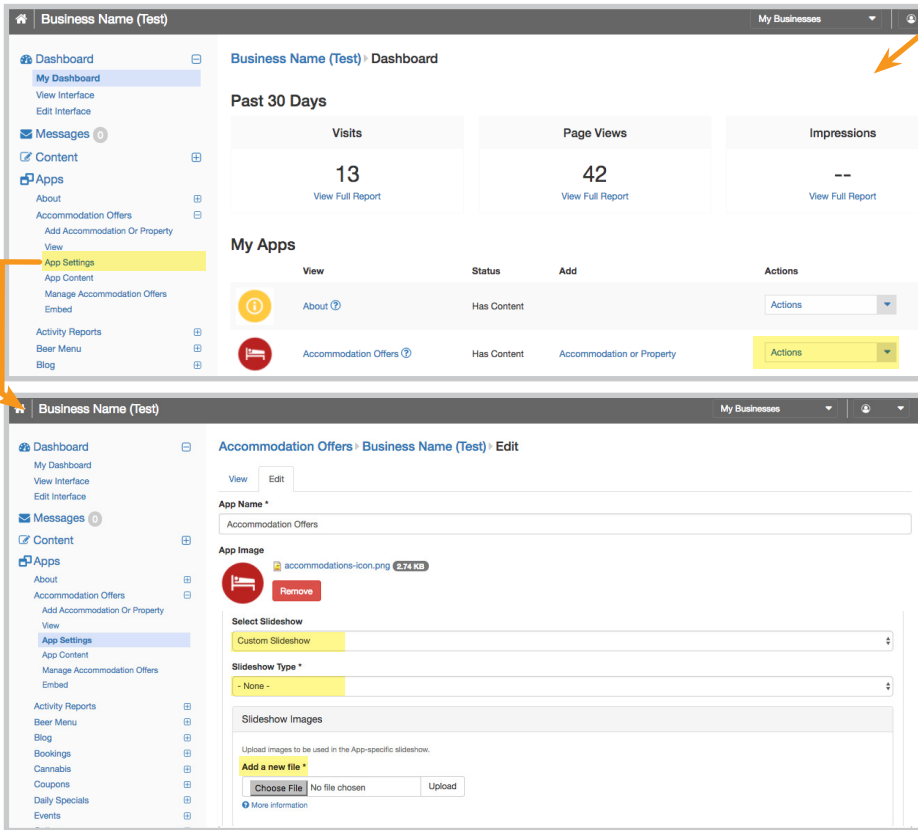


SITE SLIDESHOWS



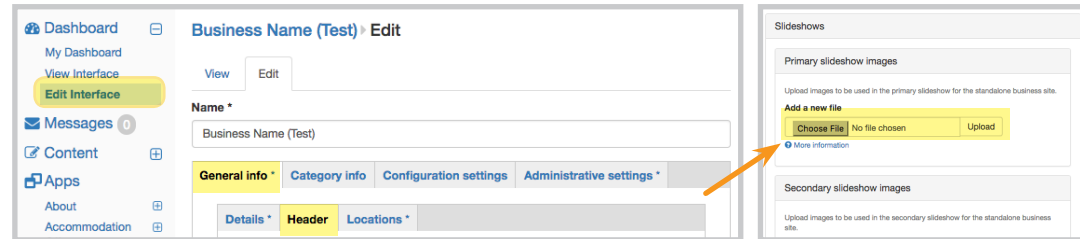
On custom theme sites, secondary app pages can be customized with slideshows unique to that page. Select **App Settings** under *Dashboard > My Apps > Actions* drop down or on the left side navigation bar under *Apps*.

SLIDESHOW OPTIONS

Select Slideshow: Choose what slideshow to appear on the app.

- **No Slideshow**
- **Primary Slideshow Type:** Slideshow type used on the home page.
- **Secondary Slideshow Type:** Slideshow type used on secondary pages (not home page).

Change slider images under: *Edit Interface > General Info > Header > Slideshows*

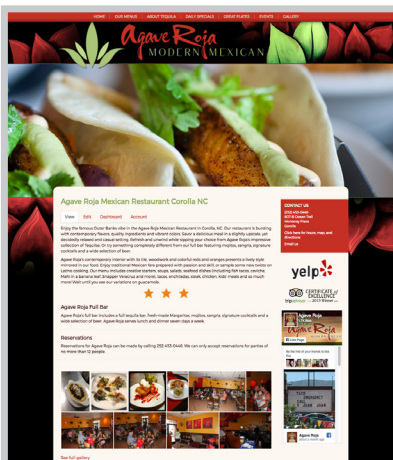


- **Custom Slideshow:** A custom app-specific slideshow style and images.

- Slideshow Type:**
- **Simple Image Rotator -OR- Image Slider**
Size images at 1920 pixels wide and 700 pixels tall and save for web quality.
 - **Slider with Side Images**
Size images at 1175 pixels wide and 500 pixels tall and save for web quality.

Slideshow Images:

Add a new file by selecting the **Choose File** button and **Upload**. Select **Save** to publish the changes.



Simple Image Rotator & Image Slider



Slider with Side Images